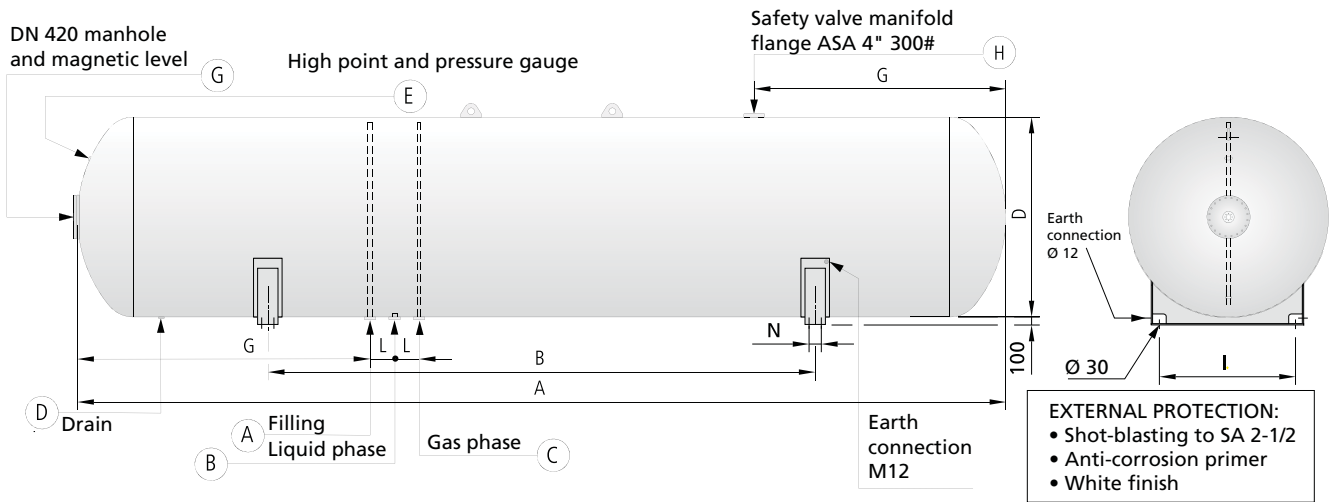


STATIC TANKS FOR STORAGE OF LPG

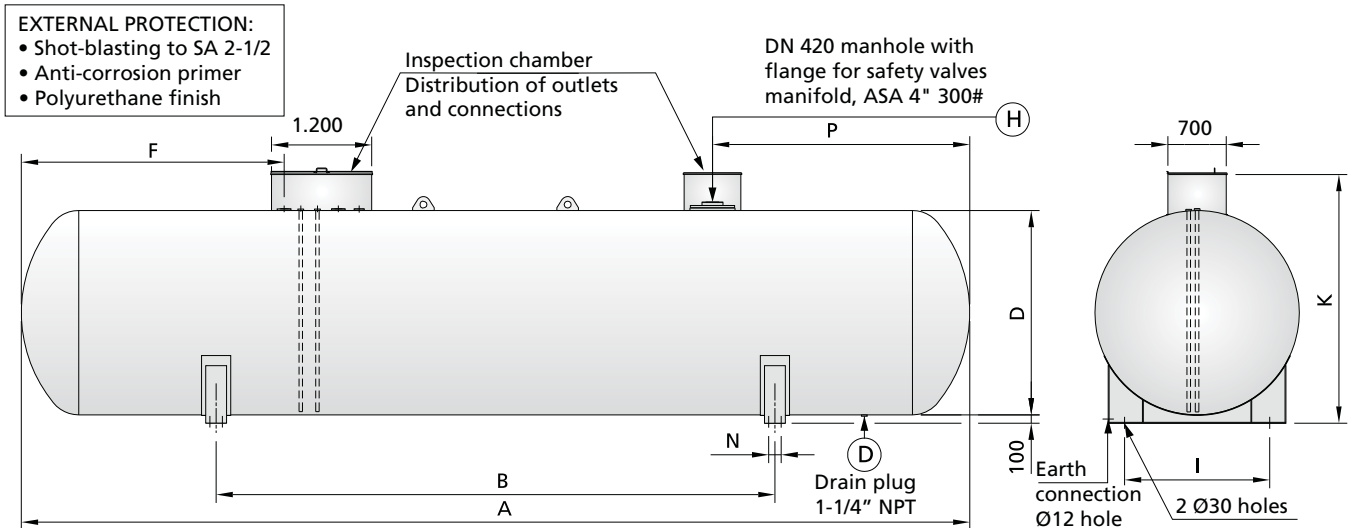
HORIZONTAL ABOVEGROUND, 2.200 and 2.450 mm diameters (greater than 20 m³)



CHARACTERISTICS TABLE

Model Ref.	Rated capacity (litres)	Approx. empty weight (Kg)	⁽¹⁾ Stored propane (Kg)	Total area (m ²)	Minimum discharge of safety valve (m ³ /min. air)	Dimensiones (mm)						
						D	A	B	G	I	L	N
LP23A-22	23.000	5.400	9.660	48,4	256,5	2.200	6.590	2.300	2.840	1.560	300	75
LP26A-22	26.300	6.050	11.046	54,5	282,8	2.200	7.480	4.300	2.870	1.560	300	75
LP28A-22	28.000	6.350	11.760	57,6	295,9	2.200	7.920	4.300	2.370	1.560	300	75
LP30A-22	29.650	6.700	12.453	60,7	308,9	2.200	8.370	4.800	2.330	1.560	300	75
LP33A-22	32.900	7.350	13.818	66,8	334,1	2.200	9.260	5.500	2.840	1.560	300	75
LP36A-22	36.200	8.000	15.204	73,0	359,3	2.200	10.150	5.500	3.620	1.560	300	75
LP38A-22	37.900	8.350	15.918	76,0	371,4	2.200	10.590	6.000	3.620	1.560	300	75
LP40A-22	39.600	8.650	16.632	79,1	383,8	2.200	11.040	6.700	3.720	1.560	300	75
LP43A-22	42.900	9.300	18.018	85,3	408,3	2.200	11.930	6.700	3.720	1.560	300	75
LP46A-22	46.200	10.000	19.404	91,4	432,1	2.200	12.820	7.100	3.720	1.560	300	75
LP48A-22	47.800	10.300	20.076	94,5	444,0	2.200	13.260	8.600	4.120	1.560	300	75
LP50A-22	49.500	10.650	20.790	97,6	455,9	2.200	13.710	8.600	4.720	1.560	300	75
LP53A-22	52.800	11.350	22.176	103,7	479,2	2.200	14.610	8.900	4.120	1.560	500	75
LP56A-22	56.100	12.000	23.562	109,9	502,6	2.200	15.500	9.700	3.620	1.560	500	75
LP58A-22	57.700	12.350	24.234	113,0	514,1	2.200	15.950	10.200	4.120	1.560	500	75
LP59A-22	59.400	12.650	24.948	116,0	525,3	2.200	16.390	10.600	4.620	1.560	500	75
LP63A-22	62.700	13.300	26.334	122,2	548,2	2.200	17.270	10.000	6.420	1.560	500	75
LP66A-22	66.000	14.000	27.720	128,3	570,6	2.200	18.160	10.000	6.620	1.560	500	75
LP68A-22	67.700	14.300	28.434	131,4	581,8	2.200	18.600	10.000	6.620	1.560	500	75
LP69A-22	69.300	14.650	29.106	134,5	593,1	2.200	19.050	10.000	6.620	1.560	500	75
LP73A-22	72.600	15.300	30.492	140,6	615,0	2.200	19.940	11.000	7.120	1.560	500	75
LP76A-22	75.900	15.950	31.878	146,8	637,2	2.200	20.830	11.000	7.620	1.560	500	75
LP78A-22	77.600	16.250	32.592	149,9	648,2	2.200	21.270	12.000	8.120	1.560	500	75
LP79A-22	79.200	16.600	33.264	152,9	658,8	2.200	21.720	12.000	8.120	1.560	500	75
LP23A-24	22.600	5.500	9.492	44,7	240,3	2.450	5.340	3.180	2.140	1.740	300	120
LP25A-24	24.900	5.950	10.458	48,5	257,0	2.450	5.840	2.450	2.340	1.740	300	120
LP27A-24	27.200	6.400	11.424	52,3	273,4	2.450	6.330	2.450	2.540	1.740	300	120
LP32A-24	31.800	7.250	13.356	59,9	305,5	2.450	7.320	3.700	2.540	1.740	300	120
LP36A-24	36.300	8.150	15.246	67,5	337,0	2.450	8.310	3.700	2.910	1.740	300	120
LP39A-24	38.600	8.550	16.212	71,3	352,4	2.450	8.810	5.000	2.510	1.740	300	120
LP41A-24	40.900	9.000	17.178	75,1	367,8	2.450	9.300	5.000	2.750	1.740	300	120
LP46A-24	45.500	9.900	19.110	82,8	398,4	2.450	10.290	6.700	2.400	1.740	300	120
LP50A-24	50.000	10.750	21.000	90,4	428,2	2.450	11.280	6.700	3.290	1.740	300	120
LP52A-24	52.300	11.250	21.966	94,2	442,9	2.450	11.780	6.700	4.190	1.740	500	120
LP55A-24	54.600	11.700	22.932	98,0	457,5	2.450	12.270	6.700	4.490	1.740	500	120
LP59A-24	59.200	12.550	24.864	105,6	486,4	2.450	13.260	6.700	4.490	1.740	500	120
LP64A-24	63.700	13.450	26.754	113,2	514,9	2.450	14.250	7.800	4.690	1.740	500	120
LP66A-24	66.000	13.900	27.720	117,1	529,4	2.450	14.750	8.900	4.690	1.740	500	120
LP68A-24	68.300	14.300	28.686	120,9	543,4	2.450	15.240	9.200	4.690	1.740	500	120
LP73A-24	72.800	15.200	30.576	128,5	571,3	2.450	16.230	9.800	4.690	1.740	500	120
LP77A-24	77.400	16.050	32.508	136,1	598,9	2.450	17.220	10.700	5.690	1.740	500	120
LP80A-24	79.700	16.500	33.474	139,9	612,5	2.450	17.720	11.500	6.190	1.740	500	120
LP82A-24	82.000	16.950	34.440	143,7	626,1	2.450	18.210	12.000	7.190	1.740	500	120
LP87A-24	86.500	17.800	36.330	151,4	653,5	2.450	19.200	11.000	7.690	1.740	500	120
LP91A-24	91.100	18.700	38.262	159,0	680,3	2.450	20.190	12.000	7.690	1.740	500	120
LP93A-24	93.400	19.150	39.228	162,8	693,6	2.450	20.690	12.500	7.690	1.740	500	120
LP96A-24	95.700	19.550	40.194	166,6	706,9	2.450	21.180	12.500	7.690	1.740	500	120
LP100A-24	100.200	20.450	42.084	174,2	733,2	2.450	22.170	13.300	7.690	1.740	500	120
LP105A-24	104.800	21.300	44.016	181,8	759,3	2.450	23.160	13.900	7.690	1.740	500	120
LP107A-24	107.100	21.750	44.982	185,6	772,3	2.450	23.660	14.200	7.690	1.740	500	120
LP110A-24	109.400	22.200	45.948	189,4	785,3	2.450	24.150	14.500	7.690	1.740	500	120
LP114A-24	113.900	23.050	47.838	197,1	811,3	2.450	25.140	15.000	7.690	1.740	500	120

(1) Propane stored in kg, considering a degree of filling of 85% of the tank and a LPG density of 0.5 kg/l.



These models have two inspection chambers: one for the set of service valves and another for the safety valve manifold, as well as for the manhole. Optionally they can be supplied with a single inspection chamber (centred valving). The inspection chambers are supplied unassembled. Outlets and valves: see page 16.

CHARACTERISTICS TABLE

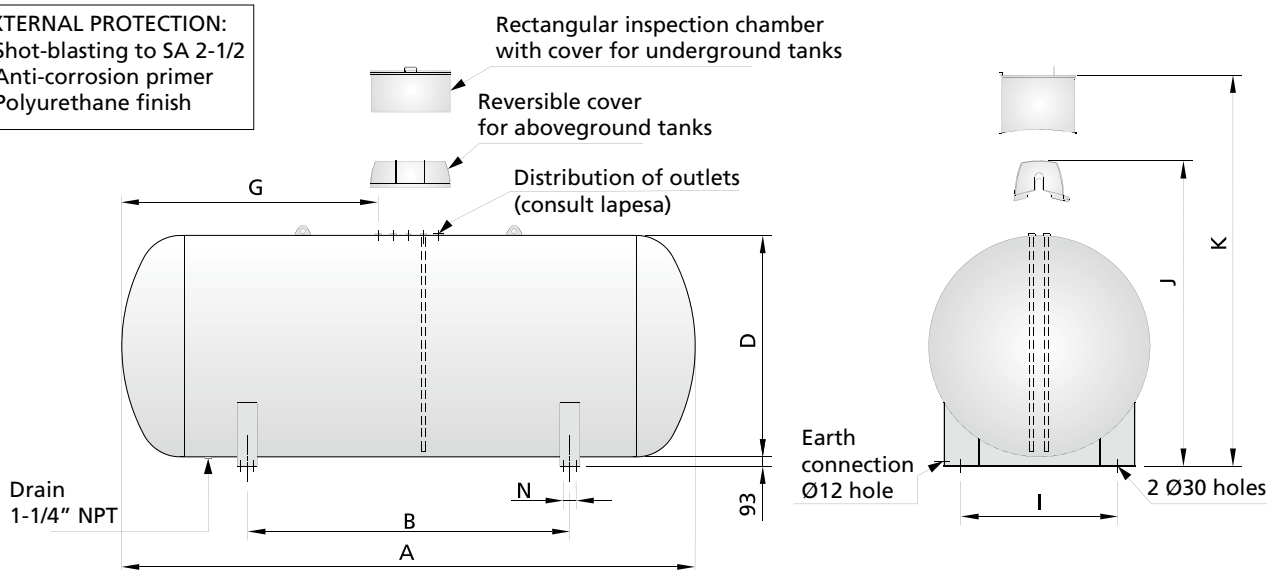
Model Ref.	Rated capacity (litres)	Approx. empty weight (Kg)	Stored propane (Kg)	Total area (m ²)	Minimum discharge of safety valve (m ³ /min. air)	Dimensions (mm)							
						D	A	B	F	I	K	N	P
LP23E-22	23.000	5.450	9.660	48,4	179,6	2.200	6.590	2.300	1.070	1.560	2.780	75	1.525
LP26E-22	26.300	6.100	11.046	54,5	197,9	2.200	7.480	4.300	1.470	1.560	2.780	75	1.925
LP28E-22	28.000	6.400	11.760	57,6	207,1	2.200	7.920	4.300	1.720	1.560	2.780	75	2.175
LP30E-22	29.650	6.750	12.453	60,7	216,2	2.200	8.370	4.800	1.620	1.560	2.780	75	2.075
LP33E-22	32.900	7.400	13.818	66,8	233,9	2.200	9.260	5.500	2.170	1.560	2.780	75	2.625
LP36E-22	36.200	8.050	15.204	73,0	251,5	2.200	10.150	5.500	2.170	1.560	2.780	75	2.625
LP38E-22	37.900	8.400	15.918	76,0	260,0	2.200	10.590	6.000	2.170	1.560	2.780	75	2.625
LP40E-22	39.600	8.700	16.632	79,1	268,6	2.200	11.040	6.700	2.170	1.560	2.780	75	2.625
LP43E-22	42.900	9.350	18.018	85,3	285,8	2.200	11.930	6.700	3.670	1.560	2.780	75	4.125
LP46E-22	46.200	10.000	19.404	91,4	302,4	2.200	12.820	7.100	4.170	1.560	2.780	75	4.625
LP48E-22	47.800	10.350	20.076	94,5	310,8	2.200	13.260	8.600	4.170	1.560	2.780	75	4.625
LP50E-22	49.500	10.700	20.790	97,6	319,2	2.200	13.710	8.600	4.170	1.560	2.780	75	4.625
LP53E-22	52.800	11.400	22.176	103,7	335,4	2.200	14.610	8.900	4.870	1.560	2.780	75	5.325
LP56E-22	56.100	12.050	23.562	109,9	351,8	2.200	15.500	9.700	4.870	1.560	2.780	75	5.325
LP58E-22	57.700	12.350	24.234	113,0	359,9	2.200	15.950	10.200	4.870	1.560	2.780	75	5.325
LP59E-22	59.400	12.700	24.948	116,0	367,7	2.200	16.390	10.600	4.870	1.560	2.780	75	5.325
LP63E-22	62.700	13.350	26.334	122,2	383,8	2.200	17.270	10.000	4.870	1.560	2.780	75	5.325
LP66E-22	66.000	14.050	27.720	128,3	399,4	2.200	18.160	10.000	4.870	1.560	2.780	75	5.325
LP68E-22	67.700	14.350	28.434	131,4	407,3	2.200	18.600	10.000	4.870	1.560	2.780	75	5.325
LP69E-22	69.300	14.700	29.106	134,5	415,2	2.200	19.050	10.000	4.870	1.560	2.780	75	5.325
LP73E-22	72.600	15.350	30.492	140,6	430,5	2.200	19.940	10.000	4.870	1.560	2.780	75	5.325
LP76E-22	75.900	16.000	31.878	146,8	446,0	2.200	20.830	10.000	4.870	1.560	2.780	75	5.325
LP78E-22	77.600	16.300	32.592	149,9	453,5	2.200	21.270	10.000	4.870	1.560	2.780	75	5.325
LP79E-22	79.200	16.650	33.264	152,9	461,2	2.200	21.720	10.000	4.870	1.560	2.780	75	5.325
LP23E-24	22.600	5.600	9.492	44,7	168,2	2.450	5.340	3.180	860	1.740	3.035	120	1.315
LP25E-24	24.900	6.050	10.458	48,5	179,9	2.450	5.840	2.450	880	1.740	3.035	120	1.335
LP27E-24	27.200	6.450	11.424	52,3	191,4	2.450	6.330	2.450	1.090	1.740	3.035	120	1.545
LP32E-24	31.800	7.350	13.356	59,9	213,9	2.450	7.320	3.700	1.590	1.740	3.035	120	2.045
LP36E-24	36.300	8.200	15.246	67,5	235,9	2.450	8.310	3.700	2.090	1.740	3.035	120	2.545
LP39E-24	38.600	8.650	16.212	71,3	246,7	2.450	8.810	5.000	2.340	1.740	3.035	120	2.795
LP41E-24	40.900	9.100	17.178	75,1	257,4	2.450	9.300	5.000	2.590	1.740	3.035	120	3.045
LP46E-24	45.500	9.950	19.110	82,8	278,9	2.450	10.290	6.700	2.590	1.740	3.035	120	3.045
LP50E-24	50.000	10.850	21.000	90,4	299,7	2.450	11.280	6.700	2.590	1.740	3.035	120	3.045
LP52E-24	52.300	11.300	21.966	94,2	310,0	2.450	11.780	6.700	3.840	1.740	3.035	120	4.295
LP55E-24	54.600	11.750	22.932	98,0	320,2	2.450	12.270	6.700	4.040	1.740	3.035	120	4.495
LP59E-24	59.200	12.650	24.864	105,6	340,5	2.450	13.260	6.700	4.540	1.740	3.035	120	4.995
LP64E-24	63.700	13.500	26.754	113,2	360,4	2.450	14.250	7.800	4.540	1.740	3.035	120	4.995
LP66E-24	66.000	13.950	27.720	117,1	370,6	2.450	14.750	8.900	4.540	1.740	3.035	120	4.995
LP68E-24	68.300	14.350	28.686	120,9	380,4	2.450	15.240	9.200	4.540	1.740	3.035	120	4.995
LP73E-24	72.800	15.250	30.576	128,5	399,9	2.450	16.230	9.800	4.540	1.740	3.035	120	4.995
LP77E-24	77.400	16.100	32.508	136,1	419,2	2.450	17.220	10.700	4.540	1.740	3.035	120	4.995
LP80E-24	79.700	16.550	33.474	139,9	428,8	2.450	17.720	11.500	4.540	1.740	3.035	120	4.995
LP82E-24	82.000	17.000	34.440	143,7	438,3	2.450	18.210	12.000	4.540	1.740	3.035	120	4.995
LP87E-24	86.500	17.850	36.330	151,4	457,5	2.450	19.200	11.000	4.540	1.740	3.035	120	4.995
LP91E-24	91.100	18.750	38.262	159,0	476,2	2.450	20.190	12.000	4.540	1.740	3.035	120	4.995
LP93E-24	93.400	19.200	39.228	162,8	485,5	2.450	20.690	12.500	4.540	1.740	3.035	120	4.995
LP96E-24	95.700	19.600	40.194	166,6	494,8	2.450	21.180	12.500	4.540	1.740	3.035	120	4.995
LP100E-24	100.200	20.500	42.084	174,2	513,2	2.450	22.170	13.300	4.540	1.740	3.035	120	4.995
LP105E-24	104.800	21.350	44.016	181,8	531,5	2.450	23.160	13.900	4.540	1.740	3.035	120	4.995
LP107E-24	107.100	21.800	44.982	185,6	540,6	2.450	23.660	14.200	4.540	1.740	3.035	120	4.995
LP110E-24	109.400	22.250	45.948	189,4	549,7	2.450	24.150	14.500	4.540	1.740	3.035	120	4.995
LP114E-24	113.900	23.100	47.838	197,1	567,9	2.450	25.140	15.000	4.540	1.740	3.035	120	4.995

(1) Propane stored in kg, considering a degree of filling of 85% of the tank and a LPG density of 0.5 kg/l.

STATIC TANKS FOR STORAGE OF LPG

HORIZONTAL ABOVEGROUND/UNDERGROUND 2.200 & 2.450 mm Ø (≤ de 20 m³ SPECIAL SERIES)

- EXTERNAL PROTECTION:**
- Shot-blasting to SA 2-1/2
 - Anti-corrosion primer
 - Polyurethane finish



For information purposes, a group of officially approved tanks is indicated which do not form part of our standard production but can meet requirements for special sizes or capacities. The details in models with capacities of less than 20 m³ are valid for both aboveground and underground installation.

CHARACTERISTICS TABLE

Model Ref.	Rated capacity (litres)	Approx. empty weight (Kg)	⁽¹⁾ Stored propane (Kg)	Total area (m ²)	Minimum discharge of safety valve (m ³ /min. air)		Dimensions (mm)						
					Abovegrd	Undergrd	D	A	B	G	I	J	K
LP6500*-22	6.500	2.000	2.730	17,6	111,9	78,3	2.200	2.140	600	770	1.560	2.555	2.700
LP8150*-22	8.150	2.300	3.423	20,7	127,8	89,5	2.200	2.580	1.000	990	1.560	2.555	2.700
LP9800*-22	9.800	2.650	4.116	23,8	143,3	100,3	2.200	3.030	1.300	1.210	1.560	2.555	2.700
LP13*-22	13.000	3.300	5.502	29,9	172,8	121,0	2.200	3.920	2.000	1.660	1.560	2.555	2.700
LP16*-22	16.400	3.950	6.888	36,1	201,7	141,2	2.200	4.810	2.500	2.100	1.560	2.555	2.700
LP18*-22	18.050	4.300	7.581	39,1	215,4	150,7	2.200	5.250	3.000	2.320	1.560	2.555	2.700
LP20*-22	19.700	4.600	8.274	42,2	229,3	160,5	2.200	5.700	3.200	2.550	1.560	2.555	2.700
LP8950*-24	8.950	2.750	3.759	21,8	133,4	93,4	2.450	2.370	700	890	1.740	2.810	2.950
LP11*-24	11.200	3.200	4.704	25,6	152,2	106,5	2.450	2.870	1.200	1.140	1.740	2.810	2.950
LP14*-24	13.500	3.650	5.670	29,4	170,5	119,3	2.450	3.360	1.600	1.380	1.740	2.810	2.950
LP18*-24	18.050	4.500	7.581	37,1	206,3	144,4	2.450	4.350	2.000	1.880	1.740	2.810	2.950

(1) Propane stored in kg, considering a degree of filling of 85% of the tank and a LPG density of 0.5 kg/l.

*=A, for aboveground tanks. *=E, for underground tanks.

